

## HYBRID MACHINE LEARNING CLASSIFICATION TECHNIQUE FOR IMPROVE ACCURACY OF HEART DISEASE

<sup>1</sup>MENDA SANTHOSH KUMAR,<sup>2</sup>K.R.RAJESWARI

<sup>1</sup>MCA Student,B V Raju College, Bhimavaram,Andhra Pradesh,India

<sup>2</sup>Assistant Professor,Department Of MCA,B V Raju College,Bhimavaram,Andhra Pradesh,India

### ABSTRACT


PupilHeart is an innovative approach to monitoring heart rate variability (HRV) through the analysis of pupillary fluctuations using mobile devices. By leveraging the camera and sensors of smartphones, the system tracks subtle changes in pupil size, which are influenced by autonomic nervous system activity, to estimate HRV without the need for external hardware like heart rate monitors. This non-invasive, accessible method allows for continuous, real-time HRV tracking, offering potential applications in personal health monitoring, stress management, and the early detection of autonomic dysfunction, all through a convenient mobile platform. The healthcare industries acquire massive portions of facts which encompass some hidden information; it virtually is useful for making powerful options. For giving appropriate results as nicely as making dependable options on records, some modern-day-day facts enhancing strategies are used. In today's era deaths due to heart disease has become a major issue approximately one person dies per minute due to heart disease. This is considering both male and female category and this ratio may vary according to the region also this ratio is considered for the people of age group 25-69. This does not indicate that the people with other age group will not be affected by heart diseases. This problem may start in early age group also and predict the cause and disease is a major challenge nowadays. Here in this paper, we have discussed various algorithms and tools used for prediction of heart diseases.

**Key words: GBM, boosting algorithm, Heart performance.**

### I.INTRODUCTION

Heart rate variability (HRV) is a critical indicator of autonomic nervous system function, reflecting the body's ability to adapt to stress, regulate physiological processes, and maintain overall health. Traditionally, HRV has been measured using electrocardiograms (ECG) or heart rate monitors, requiring specialized equipment or wearables. However, these methods can be cumbersome, expensive, or

impractical for continuous, everyday monitoring. As mobile devices have become ubiquitous and increasingly sophisticated, they present an opportunity to introduce a more accessible and convenient approach to HRV monitoring. PupilHeart aims to leverage this by using mobile device cameras to track subtle pupillary fluctuations, which are tightly linked to autonomic nervous system activity, as a novel, non-invasive way to monitor HRV.



Pupillary fluctuations are primarily influenced by the autonomic nervous system, specifically the parasympathetic and sympathetic branches, which control pupil dilation and constriction in response to internal and external stimuli. These fluctuations have been shown to correlate with heart rate and HRV, making them a potential proxy for cardiovascular health. With advances in mobile device sensors, particularly the high-resolution cameras now available in smartphones, it is feasible to detect these minute pupil changes with a high degree of accuracy. This allows for the extraction of HRV data from a common consumer device, offering a non-invasive, easily accessible, and cost-effective method of monitoring HRV.

The PupilHeart system works by using the smartphone's camera to capture real-time changes in pupil size. Specialized software processes these images to detect and quantify fluctuations in pupil diameter, which are then used to calculate HRV. This process eliminates the need for bulky or specialized equipment, such as ECGs or external heart rate sensors, making HRV tracking more accessible to a wider population. Users can monitor their HRV throughout the day with minimal disruption to their routine, creating opportunities for ongoing health surveillance and early detection of stress or other autonomic irregularities.

The potential applications of PupilHeart are vast. Beyond its use in personal health monitoring, it could assist in stress management by providing users with real-


time feedback on their autonomic state, encouraging lifestyle adjustments or interventions. Additionally, its ability to track HRV without requiring wearable devices opens up possibilities for large-scale population studies and clinical settings where continuous, non-invasive monitoring is beneficial. PupilHeart's innovative approach holds promise for improving health outcomes by making HRV data more accessible, promoting proactive health management, and enabling better-informed decisions about well-being.

## MAIN OBJECTIVE:

Information evaluation proves to be vital in the clinical region. It gives a useful base to crucial alternatives. It lets in to create a whole studies proposition. Among the maximum vital makes use of information evaluation is that it permits in maintaining human bias a long way from scientific give up with the assist of suitable analytical remedy. By employ of data mining for exploratory assessment due to nontrivial data in large portions of statistics. The healthcare markets collect big portions of data which encompass some hidden statistics, this is beneficial for making inexperienced alternatives for giving appropriate consequences similarly to making reliable choices on records, a few facts mining strategies are utilized to a long way higher the enjoy further to final idea which have been provided.

## II LITERATURE SURVEY

Numerous research have honestly said the increase of heart sickness scientific




prognosis based totally upon tool getting to know variations with the goal of giving an HDPM with boosted performance. 2 overtly without issues to be had coronary heart problem datasets, especially Statlog and additionally Cleveland, have definitely been significantly carried out to assessment the performance of prediction versions amongst researchers. For Statlog dataset, a coronary heart trouble medical choice assist device primarily based upon mayhem firefly technique in addition to tough units-based high-quality reduction (CFARS-AR) have become created via Long et al. (2015 ). Through units had been implemented to reduce the form of abilities even as the sickness firefly components have end up implemented to categorize the infection. The installed version have turn out to be after that during comparison with severa extraordinary variations alongside NB, SVM and additionally ANN.

The aggregate of harsh devices-primarily based completely trends preference and BPNN (RS-BPNN) emerge as recommended via Nahato et al. (2015). With the selected characteristics, the counseled RS-BPNN performed accuracy of about ninety.Four%. Dwivedi (2018) contrasted 6 artificial intelligence variations (ANN, SVM, LR, precise enough-nearest next-door neighbor (kNN), classification tree and additionally NB) with numerous performance metrics. The consequences determined out that LR finished higher than the severa distinctive fashions via challenge about 85%, 89%, 81%, similarly to 80 five for the precision, stage of sensitivity, area of know-how, and furthermore accuracy, especially.

Amin et al. (2019) accomplished comparison evaluation via way of spotting great traits and moreover using synthetic intelligence designs (okay-NN, DT, NB, LR, SVM, Semantic Network (NN) in addition to a hybrid (poll with NB and LR)). The test results disclosed that the crossbreed version (ballot with NB and LR) with picked characteristics attained the satisfactory precision (87.Forty one %). Cleveland cardiovascular sickness dataset has actually been typically made use of through scientists to deliver predictive designs.

Verma et al. (2016) created a hybrid prediction layout based upon correlation characteristic component (CFS), fragment swam optimization (PSO), K-method clustering and moreover MLP. The consequences positioned that the recommended crossbreed model attained precision of as tons as 90.28%.

Haq et al. (2018) [6] done a comparative have a examine on a hybrid model based totally on several feature alternative techniques (remedy, minimal-redundancy maximal-relevance (mRMR), the very least outright shrinkage and alternative operator (LASSO)) in addition to artificial intelligence fashions (LR, kNN, ANN, SVM, DT, NB, and furthermore RF). Their studies look at observed out that the abilities decrease affects the general performance of the fashions. The research ended that a mix of Relief-based totally definitely truly feature opportunity further to LR-primarily based completely device discovering set of regulations (MLA) offers higher accuracy (as much as 89%) in evaluation with



different combos made use of within the studies.

Saqlain et al. (2019) advised a manner based on imply Fisher rating characteristic desire gadget (MFSFSA) in addition to SVM elegance format. The chosen functions are based definitely upon the better Fisher score than the recommend score. After that, SVM made use of the chosen feature part to have a have a look at and calculate the MCC through a reputation method. The studies look at determined that the combination of FSFSA in addition to SVM generates precision, stage of sensitivity, in addition to specificity of as lots as eighty one.19%, seventy .Ninety %, similarly to 88.Sixty eight%, particularly.

Latha and Jeeva (2019) proposed a crossbreed format with majority poll of NB, BN, RF, as well as MLP. The advised version attained a precision of as an entire lot as eighty five. Forty 8%. Ali et al. (2019) [5] encouraged piled SVMs to beautify the clinical evaluation approach.

The initial SVM become implemented to put off the non-applicable attributes and furthermore the second one to are looking forward to coronary coronary heart problem. The consequences found out that the advocated format attained far better trendy ordinary performance than exquisite versions and additionally previous studies consequences. Mohan et al. (2019) supplied a crossbreed RF with a right away model (HRFLM) to beautify the performance of the HDPM. They positioned that the advised technique completed accuracy, accuracy, stage of sensitivity, f-diploma further to

strong point of as a good deal as 88.Four%, ninety.1%, ninety .Eight%, ninety%, and 82.6%, mainly.

Recently, Gupta et al. (2020) set up a device information shape containing variable evaluation of mixed facts (FAMD) and RF-based totally completely MLA. The FAMD became made use of to find out the applicable talents and the RF to assume the state of affairs. The speculative effects showed that the advocated approach outshined other variations further to preceding research consequences thru carrying out the precision, degree of sensitivity, and specificity of as a lot as ninety 3.Forty four%, 89.28%, and furthermore 96.Ninety six%, respectively.

### III EXISTING SYSTEM

Many researchers are on foot in the area of cardiovascular contamination forecast. Shen et al. To start with, advocated a self completed survey (SAQ) based totally clearly sincerely take a look at to forecast coronary heart contamination. This studies test is based totally honestly definitely upon the evaluation of the common threat skills of the contamination in addition to splendid information accrued in SAQ. Dundee rating detail rating is used to verify their study. This studies take a look at is based definitely completely upon statistically three risk factors (blood strain, smoking cigarettes, and furthermore blood ldl cholesterol) along with sex and age to understand the threat of getting coronary heart hassle.

NORMA LATIF FITRIYANI et al. (2020) completed a research on numerous function



preference techniques and artificial intelligence models. Their studies located out that the attributes bargain affects the overall standard performance of the designs. They have a take a look at concluded that a mixture of Relief-based totally in reality really characteristic opportunity and XGBoost primarily based device analyzing set of guidelines. At first, thirteen expert competencies i.E. Age, ldl cholesterol, higher frame ache type, exercising, generated angina, max coronary heart price, fasting blood glucose, massive style of vessels colored, vintage pinnacle, interesting ECG, intercourse, slope, than, further to treetops are diagnosed for forecast. Finally, training of semantic networks is finished the usage of XG Boosting to assess the coronary heart contamination prediction device. Almost 90 4% accuracy is completed on trying out collection for coronary heart infection forecast with the useful aid of the provided device.

#### IV PROPOSED SYSTEM

In this system we are carrying out reliable cardiovascular disease prediction system making use of Light gradient improving algorithm. We can offer the input as in CSV documents or manual entrance to the system. After taking input the algorithms apply on that input that is Light slope boosting. After accessing information established the operation is executed as well as efficient heart attack level is produced. The proposed system will add some even more specifications significant to cardiovascular disease with their ecg, age and the priority levels are by speaking with

experience physicians and the clinical specialists. We added outlier discovery and also validation approaches for each characteristic. The cardiac arrest forecast system created to help the recognize various danger levels of cardiovascular disease like typical, low or high and likewise giving the prescription information with related to the anticipated outcome.

#### METHODOLOGY:

The LightGBM shape lets in precise components includingGBT, GBDT, and moreover RF. LightGBM has a exquisite deal of XGBoost's benefits, along factor sporadic optimization, parallel training, several loss abilities, regularization, bagging, in addition to very early quitting. A vital difference a number of the 2 hinge on the building of wooden. LightGBM does not increase a tree stage-clever row by using the use of manner of row as a variety of different programs do. Instead it grows wood leaf-practical. It chooses the leaf it thinks will in reality yield the most critical lower in loss. Besides, LightGBM does no longer hire the drastically-used sorted-based genuinely preference tree finding out set of rules, which appears the best split element on organized function values, as XG Increase or precise executions do. Instead, Light GBM applies a quite maximized histogram-primarily based choice tree studying method, which generates tremendous benefits on every average common performance and reminiscence intake. The Light GBM technique makes use of unique strategies called Gradient-Based One-Side Sampling (GOSS) and moreover



Exclusive Feature Bundling (EFB) which allow the method to run faster whilst preserving a immoderate stage of precision.

## V RESULTS EXPLANATION

To test out the quit result we need to open the anaconda punctual and additionally we need to head the surroundings Which we had simply developed in addition to we need to go to the vicinity wherein the coronary heart trouble prediction report is present, After going to the document area we want to run the python files after running the python files it suggests a server deal with as display in fig. We must duplicate the server deal with similarly to we need to stick within the address place in any sort of the net browser after pasting the deal with and moreover clicking it redirects to a web sites as displayed within the range.

This undertaking is to recognize whether the individual has coronary heart sickness or no longer. The information in the datasets is cut up into schooling collection and test collections. After preprocessing the records, records mining category approach particularly Light Slope Increasing emerge as accomplished. This vicinity reveals the outcomes of these magnificence design finished making use of Python Programming. The outcomes are produced for every schooling datasets and test records

gadgets.

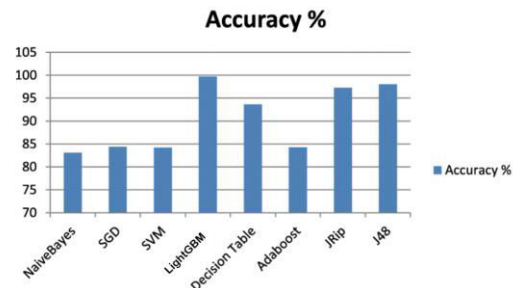


Fig.5.4. Accuracy.

## CONCLUSION

In this paper, supervised records mining method turn out to be applied at the dataset to forecast the opportunities of having coronary heart illness of a affected man or woman, have been assessed with class layout in particular Light slope growing category. These 2 formulas are placed on an appropriate same dataset in an attempt to test the first-rate set of regulations in terms of precision. The version has surely forecasted the coronary heart hassle person with an accuracy stage of ninety eight% a. Thus I stop this method via announcing light gradient boosting formula is excellent and lots higher for coping with scientific statistics set. In the future, the made tool with the made use of device gaining knowledge of type algorithm can be used to forecast or discover one-of-a-kind illnesses. The work may be extended or boosted for the automation of coronary heart illness evaluation collectively with a few exclusive systems locating out algorithms. Various strategies were accompanied to preprocess the statistics to suite the call for of evaluation. Function selections were made to optimize the performance of machine



gaining knowledge of formulation. Ensemble prediction furnished far better precision even as included using arbitrary forest set of regulations as combiner. Better function choices strategies can be placed on further beautify the precision.

## REFERENCES

[1]. Rairikar, A., Kulkarni, V., Sabale, V., Kale, H., & Lamgunde, A. (2017, June). Heart disease prediction using data mining techniques. In 2017 International Conference on Intelligent Computing and Control (I2C2) (pp. 1-8). IEEE.

[2]. Gandhi, Monika, and Shailendra Narayan Singh. "Predictions in heart disease using techniques of data mining." In 2015 International Conference on Futuristic Trends on Computational Analysis and Knowledge Management (ABLAZE), pp. 520-525. IEEE, 2015.

[3]. Chen, A. H., Huang, S. Y., Hong, P. S., Cheng, C. H., & Lin, E. J. (2011, September). HDPS: Heart disease prediction system. In 2011 Computing in Cardiology (pp. 557-560). IEEE.

[4]. Aldallal, A., & Al-Moosa, A. A. A. (2018, September). Using Data Mining Techniques to Predict Diabetes and Heart Diseases. In 2018 4th International Conference on Frontiers of Signal Processing (ICFSP) (pp. 150- 154). IEEE.

[5]. Sultana, Marjia, Afrin Haider, and Mohammad Shorif Uddin. "Analysis of data mining techniques for heart disease prediction." In 2016 3rd International Conference on Electrical Engineering and

Information Communication Technology (ICEEICT), pp. 1-5. IEEE, 2016.

[6]. Al Essa, Ali Radhi, and Christian Bach. "Data Mining and Warehousing." American Society for Engineering Education (ASEE Zone 1) Journal (2014).

[7]. Shetty, Deeraj, Kishor Rit, Sohail Shaikh, and Nikita Patil. "Diabetes disease prediction using data mining." In 2017 International Conference on Innovations in Information, Embedded and Communication Systems (ICIIECS), pp. 1-5. IEEE, 2017.

[8]. Methaila, Aditya, Prince Kansal, Himanshu Arya, and Pankaj Kumar. "Early heart disease prediction using data mining techniques." Computer Science & Information Technology Journal (2014): 53-59.

[9]. Dewan, Ankita, and Meghna Sharma. "Prediction of heart disease using a hybrid technique in data mining classification." In 2015 2nd International Conference on Computing for Sustainable Global Development (INDIACom), pp. 704-706. IEEE, 2015.